

Krebs Biochemicals & Industries Limited



8-2-277/A, Plot No. 130, 4A, 4th Floor Inwinex Towers, Road No. 2, Banjara Hills, Hyderabad-500 034

Name of the Company: Krebs Biochemicals & Industries Limited			
Scrip Code, Name of the scrip, class of security: 524518, KREBSIO, EQUITY			
Quarter ended: 31.12.2012			
Partly paid-up shares:-	No. of partly paid-up shares	As a % of total no. of partly paid-up shares	As a % of total no. of shares of the company
Held by promoter/promoter group	0	0	0
Held by public	0	0	0
Total	0	0	0
Outstanding convertible securities:-	No. of outstanding securities	As a % of total no. of outstanding convertible securities	As a % of total no. of shares of the company, assuming full conversion of the convertible securities
Held by promoter/promoter group	0	0	0
Held by public	0	0	0
Total	0	0	0
Warrants:-	No. of warrants	As a % of total no. of warrants	As a % of total no. of shares of the company, assuming full conversion of warrants
Held by promoter/promoter group	0	0	0
Held by public	0	0	0
Total	0	0	0
Total paid-up capital of the company, assuming full conversion of warrants and convertible securities		9514286	100

A. Nagababu


Krebs Biochemicals & Industries Limited

8-2-277/A, Plot No. 130, 4A, 4th Floor Inwinex Towers, Road No. 2, Banjara Hills, Hyderabad-500 034



Statement Showing Shareholding Pattern								
Category code	Category of Shareholder	Number of Shareholders	Table (I)(a)		Total shareholding as a percentage of total number of shares		Shares Pledged or otherwise encumbered	
			Total number of shares	Number of shares held in dematerialized form	As a percentage of (A+B) ¹	As a percentage of (A+B+C)	Number of shares	As a percentage (IX) = (VIII)/(IV)*100
(I)	(II)	(III)	(IV)	(V)	(VI)	(VII)	(VIII)	(IX) = (VIII)/(IV)*100
(A)	Shareholding of Promoter and Promoter							
1	Indian							
(a)	Individuals/ Hindu Undivided Family							
		12	4748040	1363336	49.90	49.90	2200000	46.33
(b)	Central Government/ State Government(s)	0	0	0	0.00	0.00	0	0.00
(c)	Bodies Corporate	0	0	0	0.00	0.00	0	0.00
(d)	Financial Institutions/ Banks	0	0	0	0.00	0.00	0	0.00
(e)	Any Others(Specify)	0	0	0	0.00	0.00	0	0.00
(e-i)	NIL	0	0	0	0.00	0.00	0	0.00
(e-ii)	NIL	0	0	0	0.00	0.00	0	0.00
	Sub Total(A)(1)	12	4748040	1363336	49.90	49.88	2200000	46.33
2	Foreign							
a	Individuals (Non-Residents Individuals/ Foreign Individuals)	0	0	0	0.00	0.00	0	0.00
b	Bodies Corporate	0	0	0	0.00	0.00	0	0.00
c	Institutions	0	0	0	0.00	0.00	0	0.00
d	Qualified Foreign Investor	0	0	0	0.00	0.00	0	0.00
e	Any Others(Specify)	0	0	0	0.00	0.00	0	0.00
e-i	NIL	0	0	0	0.00	0.00	0	0.00
e-ii	NIL	0	0	0	0.00	0.00	0	0.00
	Sub Total(A)(2)	0	0	0	0.00	0.00	0	0.00
	Total Shareholding of Promoter and	12	4748040	1363336	49.90	49.90	2200000	46.33
(B)	Public shareholding							
1	Institutions							
(a)	Mutual Funds/ UTI	0	0	0	0.00	0.00	0	0.00
(b)	Financial Institutions/ Banks	4	199495	199495	2.10	2.10	0	0.00
(c)	Central Government/ State Government(s)	0	0	0	0.00	0.00	0	0.00
(d)	Venture Capital Funds	0	0	0	0.00	0.00	0	0.00
(e)	Insurance Companies	0	0	0	0.00	0.00	0	0.00
(f)	Foreign Institutional Investors	3	1300	0	0.01	0.01	0	0.00
(g)	Foreign Venture Capital Investors	0	0	0	0.00	0.00	0	0.00
(h)	Qualified Foreign Investor	0	0	0	0.00	0.00	0	0.00
(i)	Any Other (specify)	0	0	0	0.00	0.00	0	0.00
(i-ii)	Foreign Bank	0	0	0	0.00	0.00	0	0.00
(i-ii)	NIL	0	0	0	0.00	0.00	0	0.00
	Sub-Total (B)(1)	7	200795	199495	2.11	2.11	0	0.00

A. Nagavasu



Tel. : 0091-(0) 40 44707777, 44707766 Fax : 0091-(0) 40 44707755

E-mail : krebs@krebsbiochem.com. marketing@krebsbiochem.com URL : www.krebsbiochem.com

B 2	Non-institutions							
(a)	Bodies Corporate	186	1666299	1552798	17.58	17.58	0	0.00
(b)	Individuals							
I	Individuals -i. Individual shareholders holding nominal share capital up to Rs 1 lakh	6658	1873234	1688119	20.15	20.15	0	0.00
II	ii. Individual shareholders holding nominal share capital in excess of Rs. 1 lakh.	12	863076	633076	8.56	8.56	0	0.00
(c)	Qualified Foreign Investor	0	0	0	0.00	0.00	0	0.00
(d)	Any Other (specify) - Clearing Members	5	887	887	0.01	0.01	0	0.00
(d-i)	Non Residents Indians	39	11955	11955	0.13	0.13	0	0.00
(d-ii)	Directors and their relatives	2	150000	0	1.58	1.58	0	0.00
	Sub-Total (B)(2)	6902	4565451	3886835	48.01	48.01	0	0.00
(B)	Total Public Shareholding (B)= (B)(1)+(B)(2)	6909	4766246	4086330	50.10	50.10	0	0.00
	TOTAL (A)+(B)	6921	9514286	5449666	100.00	100.00	0	0.00
(C)	Shares held by Custodians and against which Depository Receipts have been issued							
1	Promoter and Promoter Group	0	0	0	0	0.00	0	0.00
2	Public	0	0	0	0	0.00	0	0.00
	Sub-Total (C)	0	0	0	0	0.00	0	0.00
	GRAND TOTAL (A)+(B)+(C)	6921	9514286	5449666	100.00	100.00	2200000	23.12

A. Nagavasi



(I)(b) Statement showing holding of securities (including shares, warrants, convertible securities) of persons belonging to the category "Promoter and Promoter Group"

Sr.	Name of the shareholder	Details of Shares held		Encumbered shares (*)			Details of warrants		Details of convertible securities		Total shares (including underlying shares assuming full conversion of warrants and convertible securities) as a % of diluted share capital	
		Number of shares held	As a % of grand total (A)+(B)+(C)	No. of shares	As a percentage	As a % of grand total (A)+(B)+(C) of sub-clause (I)(a)	Number of warrants held	As a % total number of warrants of the same class	Number of convertible securities held	As a % total number of convertible securities of the same class		
No.	(I)	(II)	(III)	(IV)	(V)	(VI)=(V)/(III)*100	(VII)	(VIII)	(IX)	(X)	(XI)	(XII)
1	Avinash Ravi	1698304	17.85	1230000	72.43	12.93	0	0	0	0	17.85	
2	Aditya Ravi	1268220	13.33	0	0.00	0.00	0	0	0	0	13.33	
3	Hemalata Ravi	894400	9.40	885000	98.95	9.30	0	0	0	0	9.40	
4	A. Ravi	500	0.00	0	0.00	0.00	0	0	0	0	0	
5	Ajay Ravi	632800	6.65	85000	13.43	0.89	0	0	0	0	6.65	
6	Dr. R T Ravi	22900	0.24	0	0.00	0.00	0	0	0	0	0.24	
7	Sunkara Hari Ranga Rao	110400	1.16	0	0.00	0.00	0	0	0	0	1.16	
8	Sunkara Lakshmi Parvthi	79416	0.83	0	0.00	0.00	0	0	0	0	0.83	
9	Talasila Vijayalakshmi	2600	0.03	0	0.00	0.00	0	0	0	0	0.03	
10	Jawaharlal Jasthi	3500	0.04	0	0.00	0.00	0	0	0	0	0.04	
11	Sambasiva Rao Ravi	25000	0.26	0	0.00	0.00	0	0	0	0	0.26	
12	Mohd Wahidullah	10000	0.11	0	0.00	0.00	0	0	0	0	0.11	
TOTAL		4748040	49.90	2200000	46.33	23.12	0	0	0	0	49.9	

(*) The term "encumbrance" has the same meaning as assigned to it in regulation 28(3) of the SAST Regulations, 2011


A. Nagarasudha



(I)(c)(i) Statement showing holding of securities (including shares, warrants, convertible securities) of persons belonging to the category "Public" and holding more than 1% of the total number of shares

Sr. No.	Name of the shareholder	Number of shares held	Shares as a percentage of total number of shares (i.e., Grand Total (A)+(B)+(C) indicated in Statement at para (I)(a) above)	Details of warrants		Details of convertible securities		Total shares (including underlying shares assuming full conversion of warrants and convertible securities) as a % of diluted share capital
				Number of warrants held	As a % total number of warrants of the same class	Number of convertible securities held	% w.r.t total number of convertible securities of the same class	
1	Vivenarsi Financial Services Pvt Ltd	110200	1.16	0	0	0	0	1.16
2	Andhra Pradesh Industrial Development Corporation Limited	250000	2.63	0	0	0	0	2.63
3	K. Satish	235894	2.48	0	0	0	0	2.48
4	Kallam Anji Reddy	180000	1.89	0	0	0	0	1.89
5	Ranbaxy Laboratories Limited	1050000	11.04	0	0	0	0	11.04
6	G V L Prasad	100000	1.05	0	0	0	0	1.05
TOTAL		1926094	20.24	0	0	0	0	20.24


A. Nagavasudha



(I)(c)(ii) Statement showing holding of securities (including shares, warrants, convertible securities) of persons (together with PAC) belonging to the category "Public" and holding more than 5% of the total number of shares of the company

Sr. No.	Name(s) of the shareholder(s) and the Persons Acting in Concert (PAC) with them	Number of shares	Shares as a percentage of total number of shares {i.e., Grand Total (A)+(B)+(C) indicated in Statement at para (I)(a) above}	Details of warrants		Details of convertible securities		Total shares (including underlying shares assuming full conversion of warrants and convertible securities) as a % of diluted share capital
				Number of warrants	As a % total number of warrants of the same class	Number of convertible securities held	% w.r.t total number of convertible securities of the same class	
1	Ranbaxy Laboratories Limited	1050000	11.04	0	0	0	0	11.04
TOTAL		1050000	11.04	0	0	0	0	11.04

A. Nagasudha



(I)(d) Statement showing details of locked-in shares

Sr. No.	Name of the shareholder	Number of locked-in shares	Locked-in shares as a percentage of total number of shares {i.e., Grand Total (A)+(B)+(C) indicated in Statement at para (I)(a) above}
1	Avinash Ravi	464286	4.88
TOTAL		464286	4.88

(II)(a) Statement showing details of Depository Receipts (DRs)

Sr. No.	Type of outstanding DR (ADRs, GDRs, SDRs, etc.)	Number of outstanding DRs	Number of shares underlying outstanding DRs	Shares underlying outstanding DRs as a percentage of total number of shares {i.e., Grand Total (A)+(B)+(C) indicated in Statement at para (I)(a) above}
1	Nil	0	0	0.00
TOTAL		0	0	0.00

(II)(a) Statement showing details of Depository Receipts (DRs)

Sr. No.	Type of outstanding DR (ADRs, GDRs, SDRs, etc.)	Number of outstanding DRs	Number of shares underlying outstanding DRs	Shares underlying outstanding DRs as a percentage of total number of shares {i.e., Grand Total (A)+(B)+(C) indicated in Statement at para (I)(a) above}
1	Nil	0	0	0.00
TOTAL		0	0	0.00

A. Nagavasu

